

澳洲簽證注意事項

2022年2月21日起持台灣護照者(入境日效期六個月以上)，可自行下載Australia ETA APP手機應用程式，於APP上申請澳洲電子簽證。

1. Australia ETA APP手機應用程式：[蘋果IOS系統下載](#)、[安卓Andriod系統下載](#)

2. 申請ETA流程(APP限使用英文)

- (1) 掃描晶片護照
- (2) 人臉自拍：需要用手機自拍申請者臉部
- (3) 個人訊息填寫及電子信箱驗證
- (4) 聲明及問題回答
- (5) 線上付費：行動支付或線上刷卡，簽證費用澳幣20元
 - 詳細操作流程可參考下一頁



IOS



Andriod

3. 本行程所載之簽證相關規定，對象均為持中華民國護照之旅客，若您持他國護照，請先自行查明相關規定，報名時並請告知您的服務人員。

APP申請澳洲電子簽證步驟



AustralianETA

Apply for an Australian ETA

OPEN



3 RATINGS

3.0



AGE

4+

Years Old

CHART

No.97

Travel

Depa

What's New

[Version History](#)

Version 1.7.2

2w ago

This latest version contains a number of improvements and bug fixes.

Preview



Step 1 下載APP

請用手機下載 Australia ETA APP

[蘋果IOS系統下載](#)

[安卓Andriod系統下載](#)



IOS



Andriod



Australian Government
Department of Home Affairs

The Australian ETA app allows you to apply for an Australian Electronic Travel Authority to visit Australia using a passport from:

- Andorra
- Austria
- Belgium
- British - Citizen
- British - National (Overseas)
- Brunei Darussalam
- Canada
- Denmark
- Finland
- France
- Germany
- Greece
- Hong Kong
- Iceland

Next

Step 2 進入APP

初次打開APP的畫面

① 以下國家護照持有者的可以使用
APP申請澳洲ETA

→ 點Next

What is an Electronic Travel Authority?

An Electronic Travel Authority (ETA) provides authorisation to travel to and enter Australia and is electronically linked to the applicant's passport.

It is for short term stays for tourism or business visitor activities such as attending a conference, making business enquiries or for contractual negotiations. Business visitor activities do not include work.

An ETA is not a work visa. If the applicant would like to work in Australia they can use our Visa Finder to search for a visa that is suitable for them, visit [Visa Finder](#).

Step 2 進入APP

② 關於ETA電子觀光簽證

ETA電子旅遊簽是一種短期給觀光或是商務探訪的簽證，但是沒有工作權。

→ **點Next**

Next

About these Terms and Conditions

1. This is an agreement between you and the Commonwealth of Australia represented by the Department of Home Affairs ('the Department') governing your use of the Australian Electronic Travel Authority (ETA) mobile application ('the Australian ETA App').

2. Please read these terms carefully. By selecting 'Agree' or using the Australian ETA App on your device, you agree to be bound by all of them.

Your use of the Australian ETA App

1. You must only use the Australian ETA App for making an ETA application for travel and entry to Australia. You must complete the Australian ETA App in accordance with the

Decline

Agree

Step 2 進入APP

③ 閱讀並同意ETA申請條款

→ 滑到最下面、點**Agree**

Secure your profile on your device

Your passport information is saved to your device in a secure manner. In the following screen, you will be prompted to create a passcode. Since your device supports Touch ID, you also have the option of using this as a security method.



Continue with Touch ID
Continue with passcode

Step 3 設定密碼綁定個人裝置

→ 可選擇指紋掃描或設定密碼

Set your passcode

Set a passcode to log into the Australian ETA App

— — — — —

Step 3 設定密碼綁定個人裝置

→ 輸入6位數字密碼

Set your passcode

Re-enter your passcode to confirm.

— — — — —

→ 再次輸入密碼

Travel agent

Are you a travel agent?

☒ No

☐ Yes

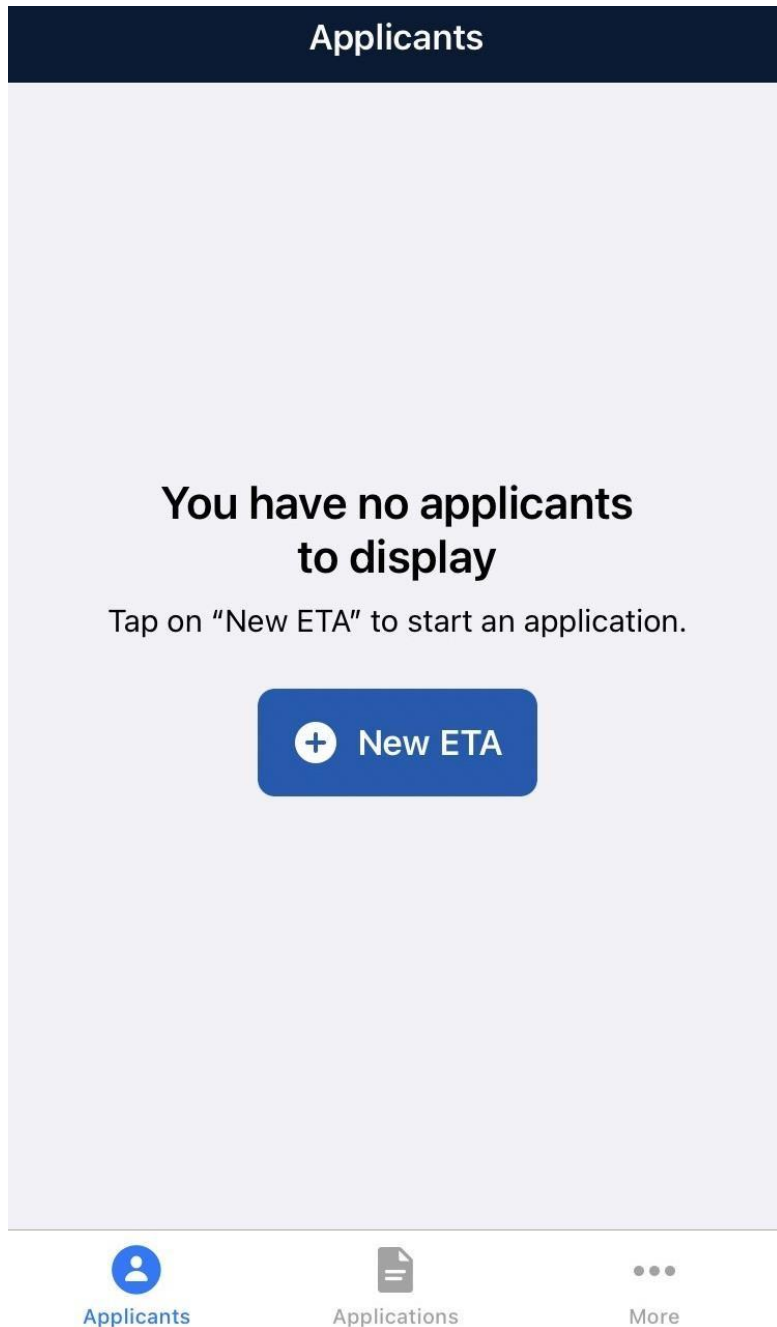
Next

Step 4 身份確認

身分是否為旅遊業者？

旅客請皆選非

→ 請選No、Next



Step 5 申請新的簽證

① 新增申請人資料

→ 請點 + New ETA

Australian ETA App application consent agreement

Ensure the applicant understands and agrees to these conditions.

Your use of the Australian ETA App

You must only use the Australian ETA App for making an Electronic Travel Authority (ETA) application for travel to Australia. You must complete the Australian ETA App in accordance with the instructions in the App. You must not provide information which you know or reasonably suspect to be false or misleading information. Doing so could result in prosecution and or criminal or civil penalties in Australia. Providing false and misleading information in completing

Step 5 簽證申請須知

② 閱讀並同意簽證申請條款

→ 滑到最下面、點Agree

Decline

Agree

Before applying

Cancel

The applicant must be present with their valid passport and have a valid email address to apply using the Australian ETA App. All fields in the application are mandatory unless otherwise stated. Dual citizens must also scan additional passports.

1. Allow the app to scan the passport data page and read the passport chip.

A photo of the personal data page of the passport will be taken and the information contained on that page and in the passport chip will be used for the purpose of completing some of the application.

2. Take a live photo of the applicant.

This confirms the person applying for the ETA is the same person shown in the passport.

3. Answer a few questions.

Not all of the information necessary to

Use the valid passport the applicant will use to travel to Australia.

Start


Step 5 簽證申請須知

③ 提醒申請簽證需要準備以下

1. 需要使用手機照相功能掃描實體護照
2. 需要自拍臉部照片
3. 需要回答必要資訊

準備好的話即可進入下一個步驟

→ 點Start



How to scan the passport data page.

Remove any cases or covers from your document and mobile device.

Open your passport to the personal data page and place the passport on a flat surface.

Ensure your fingers do not cover any of the personal information or the photograph.

Avoid any glare, reflection or shadows.

The full page must be inside the frame

Scan passport

Step 6 掃描護照

① 掃描護照教學、點下一頁開始掃描

→ 點Scan passport



Step 6 掃描護照

② APP將自動開啟相機

→ 將紅色框框對準護照內頁的個人資訊頁

注意：請連同下方條碼都拍進紅色框框內

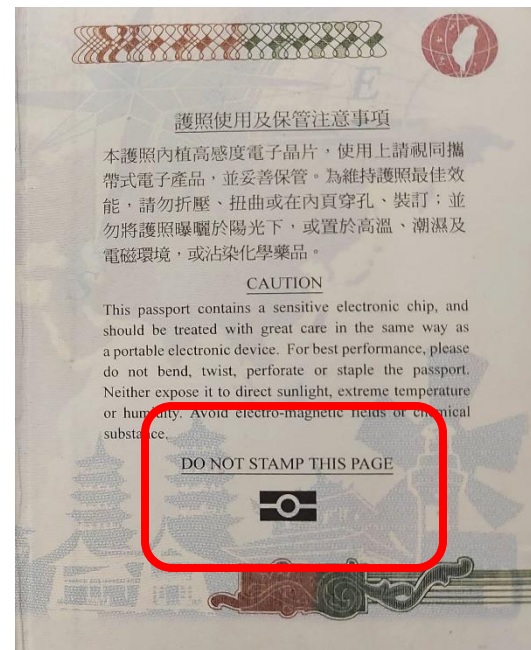


How to read the passport chip

Place the phone on the top of the passport's front cover.

Move your device slowly around the document until the app recognises the passport chip. The chip is located in different places in different documents.

Keep your device still when the app starts reading the passport chip.



Step 6 掃描護照

③ 感應護照晶片

→ 拿起手機在護照晶片頁面上下移動，直到感應到晶片為止



Confirm information

Check that the information below is exactly as it appears in the applicant's passport.

Nationality

Taiwan

請核對掃描護照後自動帶入的個人資料，沒問題後按確認

Family name

姓氏

Given name

名字

Date of birth

生日

Sex

性別

Passport number

護照號碼

Personal number

身分證號

Date of issue

護照有效起點

Date of expiry

護照有效終止日

Rescan


Confirm

Step 6 掃描護照

④ 核對個人資料

晶片感應成功後會自動將個人資料帶入APP

→ 請再次核對，若資料正確則點**Confirm**確認



How to take the applicant's photo

Take a portrait photo of the applicant in front of a plain background.

Ensure there is adequate lighting and no shadows. If possible, the applicant should wear a plain top.

Position the applicant's face in the circle as you would for a passport photo.

When the applicant's face is in the correct position, the app will take the picture for you.

Step 7 掃描臉部(自拍)

① 掃描護照教學、點下一頁開始拍照


→ 點Take photo

Take photo

Passports

Cancel

Passport that the applicant will use to enter Australia

 **Taiwan, Province of China**
Expiry: 10 SEP 2024

Use to enter Australia

>

Does the applicant have any other current passports?

If the applicant does have other current passport(s), these must be added as they may affect their ETA application.

Do not include anyone else's passport.

Add another passport

Next

Step 7 輸入其他本護照(雙重國籍者)

① 申請人若有第二本以上的護照，請如實填寫

→ 點Add another passport

② 如果沒有第二本護照

→ 點Next

Applicant's Personal Details

Country of birth

Country ▼

申請者國籍，台灣人請選Taiwan

Alias

Is the applicant currently or has the applicant ever been known by any other name (e.g. alias)?

Has the applicant ever been known by any other name?

☐ Yes

☐ No

此申請人使否改名或是有其他名字，
沒有選No

填完Next

Next

圖片來源：史達迪森丘

Step 8 輸入個人資料

① 國籍

→ 台灣人請選 Taiwan

② 別名

申請人是否曾經改名或是擁有別的名字

→ 沒有請選 No

→ 填完點Next

< Se...ch Enter address manually

Street address, 英譯住址, 可用中華郵政地址翻譯

This must not be a Post Office Box as this will make the application invalid.

City/town

 城市

State

 Enter state

Not mandatory

Zip/postcode

 郵遞區碼

Not mandatory

Country

 Taiwan ▼

儲存地址

Save address

圖片來源: 史達迪森丘

<https://studycentralau.com/>

Step 8 輸入個人資料

③ 英文地址

→ 請以英文填寫台灣收件地址

中華郵政英文地址英文翻譯[連結請點我](#)

→ 填完點Save address



Applicant's email address

Email

A code will be sent to this email for verification

Step 8 輸入個人資料

④ 電子信箱驗證

→ 填寫電子信箱

→ 填完點Verify email

這邊會發一封認證email，
請到email 收信核實



圖片來源：史達迪森丘

Back Personal information 3/3 Cancel

Applicant's email address

Email

A code will be sent to this email for verification

Step 8 輸入個人資料



④ 電子信箱驗證

→ 到信箱收信驗證Email

將6個數字的驗證碼回填到APP欄位

出現綠色勾勾代表驗證成功

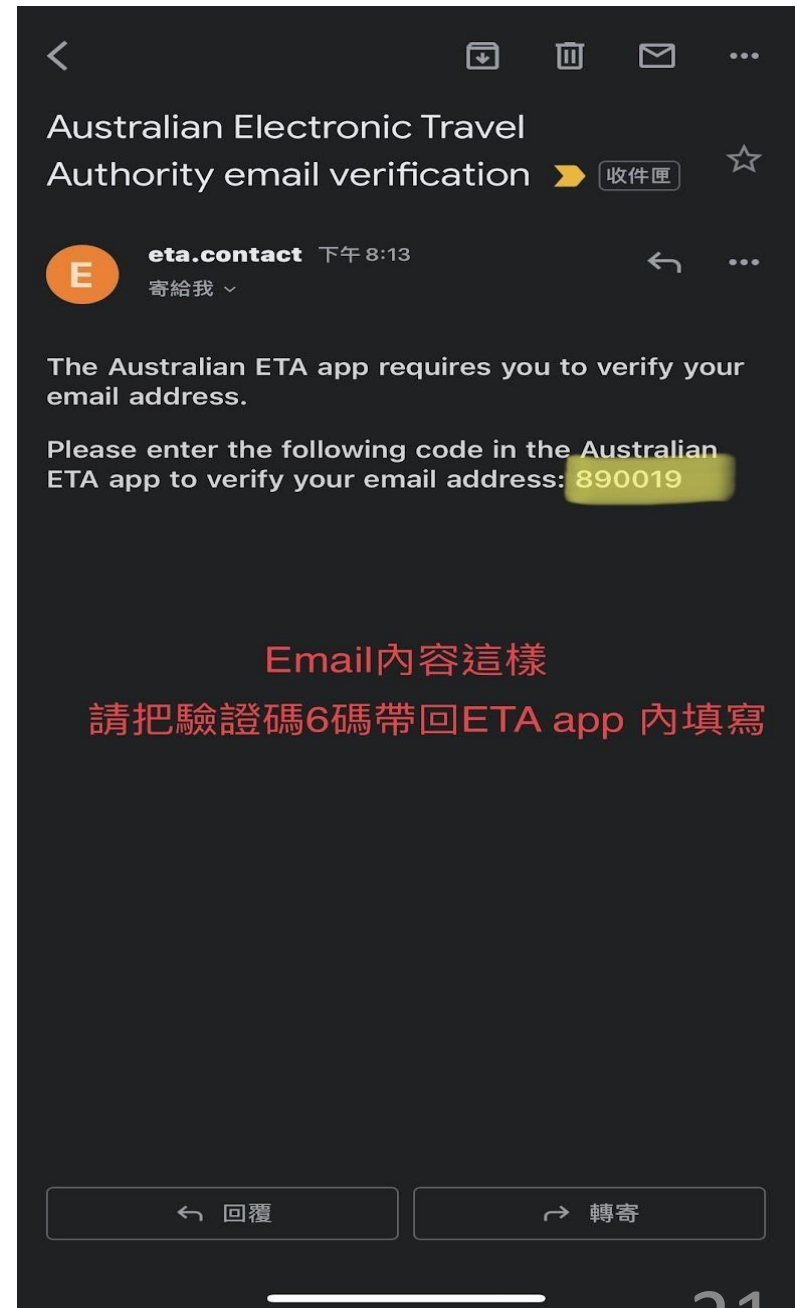
→ 填完點Next

按Next

Next

圖片來源：史達迪森丘

<https://studycentralau.com/>




Step 8 輸入個人資料

⑤ 再次確認個人資料


→ 資料正確請點**Confirm and save profile**

[Back](#) **Confirm profile** [Cancel](#)




Date of birth: 1
Country of birth: Taiwan


Passport that the applicant will use to enter Australia



 **Taiwan, Province of China** [>](#)
Expiry: 10 SEP 2024
[Use to enter Australia](#)

Other passport(s)
[Add another passport](#)

Contact details [Edit >](#)

Home address


Mobile number
+88 

Email  

Alias [Edit >](#)
再次確認本人所有資訊，
沒問題請按確認儲存按鈕

Has the applicant ever been known by any

Confirm and save profile

Save and exit

ETA type and location

Select ETA type

☐ Business

☒ Tourist

ETA目的
觀光請選第二個，
商務探訪選第一個


Are you the applicant?

☒ Yes

☐ No

你是不是申請人本人

I declare that the applicant is outside Australia and currently located in

 Taiwan

▼

完成請按Next

Step 1 of 6

Next

Step 9 簽證申請類別及所在地

① ETA電子簽證類別

→ 觀光簽證請選**Tourist**

② 是否為申請者本人

→ 是本人請選**Yes**

③ 申請人現在所在國家

→ 位在台灣請選**Taiwan**

→ 填完點**Next**

Declaration

As an applicant, I understand that if my visa ceases to be in effect and I do not hold another visa to remain in Australia at that time, I will be an unlawful non-citizen under the Migration Act 1958. As such, I will be expected to depart from Australia and be subjected to removal under the Migration Act 1958.

☒ Yes

☐ No

開始一長串的簽證申請聲明，
此題聲明我獲得此ETA觀光簽證後，
在到期之前我會離開澳洲

選Yes

按Next

Step 2 of 6

Next

Step 9 簽證申請聲明

① 聲明：本人在獲得此簽證後，
到簽證到期前會離開澳洲

→ 同意請選Yes

→ 填完點Next

Criminal convictions

Has the applicant ever had a criminal conviction?

If the applicant has been convicted of an offence in any country (including any conviction which has now been removed from official records) this means the applicant has a criminal conviction. This includes when the applicant has been found guilty of any offence, regardless of whether the applicant has been sentenced to a term of imprisonment or whether the applicant has a spent conviction.

If the applicant fails to disclose a criminal conviction, the applicant may be refused entry to Australia upon arrival and the applicant's visa may be cancelled. If the applicant has a criminal conviction in any country, the applicant should apply for a Visitor (subclass 600) visa instead.

☒ No

☐ Yes

犯罪聲明，
此申請者是否要犯罪紀錄？
選No

滑到最下方按Next

Step 3 of 6

Next

Step 9 簽證申請聲明

② 聲明：本人是否有犯罪紀錄

→ 沒有請選No

→ 填完點Next

Domestic violence

Has the applicant ever been charged or convicted of a family or domestic violence offence or any similar related offence?

☒ No

☐ Yes

Has the applicant ever been the subject of a domestic or family violence order, or any other order, of a tribunal or court or other similar authority, for the personal protection of another person?

☒ No

☐ Yes

申請人是否有暴力紀錄，請選No

沒問題Next

Step 4 of 6

Next

Step 9 簽證申請聲明

③ 聲明：本人是否有暴力紀錄

→ 若沒有，兩題皆選No

→ 填完點Next

Intended address

The applicant's contact details in Australia

☒ I know the address

☐ I don't know the address

Address

填入澳洲英文地址

Phone number

+61



Enter phone number

Contact/business name

填入澳洲飯店名稱

填完點Next

Step 5 of 6


Next

Step 10 澳洲聯絡地址

→ 請填寫旅行社提供之澳洲英文地址

→ 填完點Next

< B...kSave and exit

>

Review application

ETA type and location

ETA type
Tourist

Are you the applicant?
Yes

Current location of the applicant
Taiwan

Declaration

The applicant understands their obligations under the Migration Act 1958
Yes

Criminal conviction

Has the applicant ever had a criminal conviction?
No

Domestic violence

Has the applicant ever had a domestic

Step 6 of 6

Next

Step 11 申請資料最終確認
再次確認所有個人資料是否正確

→ 確認請點Next

再次確認所有個人資料是否正確
沒問題請順順按Next

< Back

Save and exit

Payment

Invoice

Australian ETA application

\$20.00 AUD

The transaction will appear as "iVISA SERVICES NORTH SYDNEY" in your statement.

Select how you want to pay for the application.

Pay with:

Apple Pay

Credit card

必須行動支付或是信用卡付款，
ETA申請費用20 澳幣

Step 12 簽證費付款方式

簽證費用為每人20元澳幣


需使用行動支付

或信用卡支付Credit card

→ 請選擇付款方式

Submitting application(s)

The following Australian ETA application(s) is / are being submitted. Please do not close the application.



成功送出簽證申請，
大約等不到10分鐘，簽證核發！
請去Email收信！

Step 13 簽證送件與核發

付款後便會送出簽證申請

簽證核發後會透過電子郵件寄給您

通常會在10分鐘~12小時內核發

→ Email收信



Dear Cheng Pei Yang

Your application for an Electronic Travel Authority (subclass 601) was granted on 21 Feb. 2022.

Your Electronic Travel Authority is automatically linked to your passport. If your passport expires before you travel to Australia or your personal information detailed below does not match your passport, you must apply for a new Electronic Travel Authority using the information from your current passport. Otherwise you may experience delays or be refused entry to Australia.

*****Important information on travel to Australia*****

The Australian Government has implemented a number of arrangements in response to the COVID-19 pandemic. You will not be able to enter Australia unless you are in an exempt category or have received a travel exemption. Information about these arrangements is updated regularly on our website covid19.homeaffairs.gov.au.

It is very important that you check the website for current arrangements, prior to travelling.

Application status

Electronic Travel Authority (subclass 601)

Granted

Visa Conditions

8115 – Business visitor activities

8201 – Maximum three months stay

8527 – Tuberculosis free

8528 – No criminal conviction

An explanation of each condition of this Electronic Travel Authority (subclass 601) is provided below.

You can check these conditions at any time using the Visa Entitlement Verification Online (VEVO) Service. The four-digit number presented next to each condition above is used in VEVO to identify each condition that applies to this Electronic Travel Authority (subclass 601).

Visa duration and travel

Must not arrive after	21 Feb. 2023
Length of stay	Three month(s) from the date of each arrival
Travel	Multiple entries

Visa Summary

Name	
Date of Birth	
Subclass	Electronic Travel Authority (subclass 601)
Date of Grant	21 Feb. 2022
Visa Grant Number	
Passport (or other travel document) Number	
Passport (or other travel document) country or jurisdiction	TAIWAN

Step 13 簽證送件與核發

核發的簽證電子檔如圖

請自行下載或是列印留存

並提供一份給您的服務業務人員

簽證信長這樣子

效期一年，每次入境不得超過3個月，一年內可多次使用